

 **LIGNATUR®**



**JUMPING FOR JOY
ON THE CEILING**

ONE IDEA, ONE TEAM, ONE SYSTEM

An element that combines the various functions of floor- or roof- constructions. An element that needs no supports, even with a larger span, that effectively insulates sounds, improves the room acoustics and respects the strict fire protection regulations. An element that is produced and supplied to quality specifications for visible areas.

LIGNATUR stands for a respectful approach to the raw material wood. We develop and produce sustainable, multifunctional products that leave plenty of room for individual solutions.



Multi-purpose hall in Le Vaud
Architects: Localarchitecture, Lausanne / CH
Photo: David Matthiessen

CONFIGURATOR

Take advantage of the versatility of LIGNATUR. Configure the ideal element for your building project online based on your specific requirements and wishes.


 Example of application ▼


 Fire resistance ▼

 Aesthetics ▼

 Soundproofing ▼

 Heat insulation ▼

 Room acoustic ▼

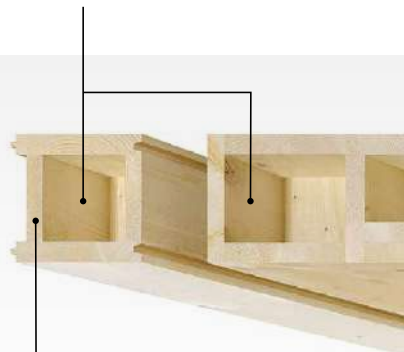
 Bracing of buildings ▼

 Structure ▼



ELEMENT

Optionally as a handy 20 cm wide box element for redevelopments or a 1 m wide surface element for new buildings.



STRUCTURAL ANALYSIS

In eleven different thicknesses from 9 cm to 48 cm depending on the load – for spans up to 12 m.



ACOUSTIC INSULATION

LIGNATUR has impact sound under control – thanks to a perfect filling for any frequency.

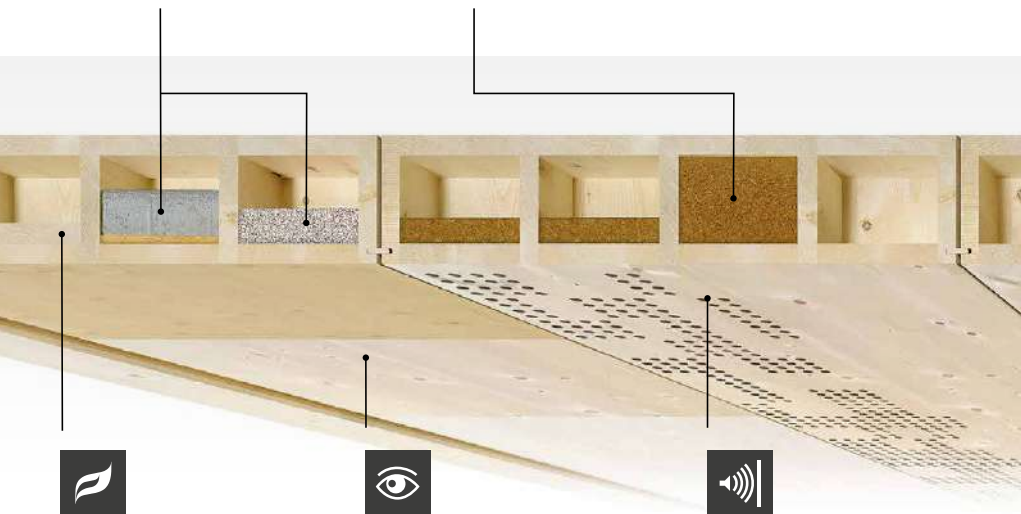


THERMAL INSULATION

Whether freezing cold or boiling hot – effective insulation for all seasons.



konfigurator.lignatur.ch/en



FIRE PROTECTION

From a single-family house to the top floor of a high-rise building – LIGNATUR respects the common fire protection requirements.



AESTHETICS

How do you want the underside treated ex-works? Untreated, with sunlight protection, white or coloured? The choice is yours.



ACOUSTICS

An almost unlimited variety of acoustic types with different characteristics and designs.

A FEW CLICKS, MANY POSSIBILITIES



konfigurator.lignatur.ch/en

Discover the right element to realise your building project at konfigurator.lignatur.ch. Determine requirements such as fire resistance, aesthetics, sound insulation, room acoustics, thermal insulation, building stability and construction with just a few clicks. After each selection, the configurator updates the visualisation and the contents of the subsequent info boxes in real time.

The info boxes display the links to the information relevant to you, such as preliminary statics, sound insulation measurement protocol, BIM texture and much more. konfigurator.lignatur.ch

You can send the link to your configuration, including all the additional information in the info boxes, to your project participants from each visualisation.


For a personal consultation, click on the „Professionals advise professionals“ info box. Complete the pre-formulated e-mail with the most important information about your project and contact us. We will be happy to advise you.



STATICS



FIRE RESISTANCE




AESTHETICS



ÉCOLOGY



SOUND PROOFING



ACOUSTIC




HEAT INSULATION



REFERENCES



ELEMENT



SEPARATION FLOOR BETWEEN APARTMENTS

Apartment building, St. Gallen/CH


Architects: Forrer Stieger Architekten, St. Gallen/CH

Photos: Till Forrer



 Multi-family house ▼

 REI60 ▼


 Sunlight protection ▼

 silence12 ▼

 - ▼

 - ▼

 Shear connector ▼

 Wet screed with fill ▼










SEPARATION FLOOR BETWEEN CLASSROOM

School building Nottwil/CH

Architects: Graber & Steiger, Lucerne / CH

Photos: Kost Holzbau und Gesamtbau, Küssnacht / CH



-  School building ▼
-  REI60 ▼
-  Sunlight protection ▼
-  silence12 ▼
-  - ▼
-  Type 9.1 ▼
-  Shear connector ▼
-  Wet screed with fill ▼




DIVIDING CEILING OFFICE BUILDING

Braun AG, Gossau/CH


Architects: fg architektur, Gossau / CH

Photos: Braun AG, Gossau / CH




 Office building ▼


 REI60 ▼


 Sunlight protection ▼

 – ▼

 – ▼

 Type 3.1 ▼

 Shear connector ▼

 Wet screed with fill ▼




ROOF OVER INDOOR POOL


Blokweer Sports Centre, Alblasterdam/NL

Architects: Slangen+Koenis Architecten, IJsselstein/NL



 Indoor pool ▼


 REI30 ▼


 Natural wood ▼

 - ▼

 - ▼

 Type 3.1 ▼

 Shear connector ▼

 Roof membrane ▼




FLAT ROOF OVER FITNESS ROOM

Hotel Oberjoch/DE


Architects: Zint Architekturbüro, Bad Hindelang/DE

Photos: David Matthiessen




 Sports hall ▼

 REI30 ▼


 Sunlight protection ▼

 - ▼

 - ▼

 Type 8 dynamic design ▼

 Shear connector ▼

 Green roof ▼



STEEP-PITCHED ROOF ON KINDERGARTEN

Double kindergarten, Ebertswil/CH

Architects: illiz architektur, Zurich/CH

Photos: David Matthiessen



 Nursery ▼

 - ▼


 White glaze ▼

 - ▼

 - ▼

 Type 3 dynamic design ▼

 Shear connector ▼

 Ventilated roof ▼



CONFIGURATOR – The digital planning tool for timber professionals



konfigurator.lignatur.ch/en

Lignatur AG
CH-9104 Waldstatt
+41 71 353 04 10
beratung@lignatur.ch
www.lignatur.ch/en

